

PACS: Image Viewer Options



The Navigator: displays thumbnail views of each series in the study. Each thumbnail shows the first image of that series. A blue border denotes the current active series. To view any series in Image Viewer, double-click it.



Page/Scroll: for MR and CT studies, each series opens in its own window, as though the images in that series were "stacked". To see the rest of the images in the "stack," click the left mouse button anywhere in the window of the desired series and drag up to scroll up or drag down to scroll down (or use the mouse roller or arrow keys to scroll up or down).

Commonly used viewer tools



Zoom: in the image that you want to zoom, click and drag the mouse up or right to increase, down or left to decrease the zoom.





Pan: in the desired image, click and drag in any direction to move the image in that direction.



Cross-reference: lines are displayed to know precisely where the image is located in the other plane. The "slice" containing the active image is denoted by yellow lines.



Triangulation: allows you to locate a region of interest in another plane simultaneously, as well as follow it and define its outer limits. Click in the image that includes your region of interest (the cursor changes to a cross-hairs shape  to indicate that you are pinpointing the desired area.) A corresponding symbol  is displayed in the series that display the orthogonal plane; that symbol moves in concert with the cross-hairs in the active series.



For more detailed instructions go to:
olympicradiology.com/pacs.html



Olympic Radiology PACS: Seven simple steps to get patient images

1. Go to olympicradiology.com and select PACS Login.
2. Enter your username and password

User name: _____ Password: _____

3. Select the Search button  on the toolbar
4. Enter the patient's last name
5. Click search button at the bottom
6. Click the view icon  next to the study
7. Click View Study button in the upper left of the screen

For viewing options, please see the reverse

To exit, click the Door Button  then click close button

Questions? Above steps not working?

Please contact Services Manager, Allyson Metters at (360) 479-6555
or allyson@olympicradiology.com